

SF V - DSF V

High-efficiency enameled glass boilers with fixed coil



PHOTOVOLTAIC
COMBINATION



BIOMASS



DOMESTIC
HOT WATER

Technical and construction characteristics

The high-performance boilers of the SF V - DSF V series are suitable for installation in civil and industrial systems for the production of domestic hot water.

They allow obtaining high heat exchange yields with consistent production of domestic hot water.

Particularly suitable, thanks to the considerable surface area of the exchanger, for use with a solar panel primary circuit.







Thanks to the internal protective vitrification treatment it is possible to accumulate water up to a temperature of 95 °C.

SF V has a fixed coil exchanger, contained inside this boiler, sized to cope with high consumption peaks, and is designed with the last coils facing downwards for heating the entire volume of water available in the tank.

DSF V is equipped with a double fixed coil and has been designed for the exploitation of two energy sources: the lower coil exchanger, normally powered by solar panels for heating the entire volume of water available in the tank, thus avoiding any legionella problems; the upper coil exchanger is usually used as a solar supplement and powered by the boiler.

| Model | Code | € |
|--|----------|----------|
| Porcelain glass boiler with fixed coil SF V 150 | 37303011 | 1.280,00 |
| Porcelain glass boiler with fixed coil SF V 200 | 37303001 | 1.420,00 |
| Porcelain glass boiler with fixed coil SF V 300 | 37303002 | 1.640,00 |
| Porcelain glass boiler with fixed coil SF V 400 | 37303003 | 2.010,00 |
| Porcelain glass boiler with fixed coil SF V 500 | 37303004 | 2.170,00 |
| Porcelain glass boiler with fixed coil SF V 800 | 37303006 | 3.350,00 |
| Porcelain glass boiler with fixed coil SF V 1000 | 37303007 | 3.870,00 |
| Porcelain glass boiler with fixed coil SF V 1500 | 37303008 | 6.700,00 |
| Porcelain glass boiler with fixed coil SF V 2000 | 37303010 | 9.400,00 |
| Porcelain glass boiler with double fixed coil DSF V 200 | 37303100 | 1.520,00 |
| Porcelain glass boiler with double fixed coil DSF V 300 | 37303101 | 1.750,00 |
| Porcelain glass boiler with double fixed coil DSF V 400 | 37303102 | 2.170,00 |
| Porcelain glass boiler with double fixed coil DSF V 500 | 37303103 | 2.300,00 |
| Porcelain glass boiler with double fixed coil DSF V 800 | 37303104 | 3.550,00 |
| Porcelain glass boiler with double fixed coil DSF V 1000 | 37303105 | 4.170,00 |
| Porcelain glass boiler with double fixed coil DSF V 1500 | 37303106 | 7.100,00 |
| Porcelain glass boiler with double fixed coil DSF V 2000 | 37303107 | 9.820,00 |

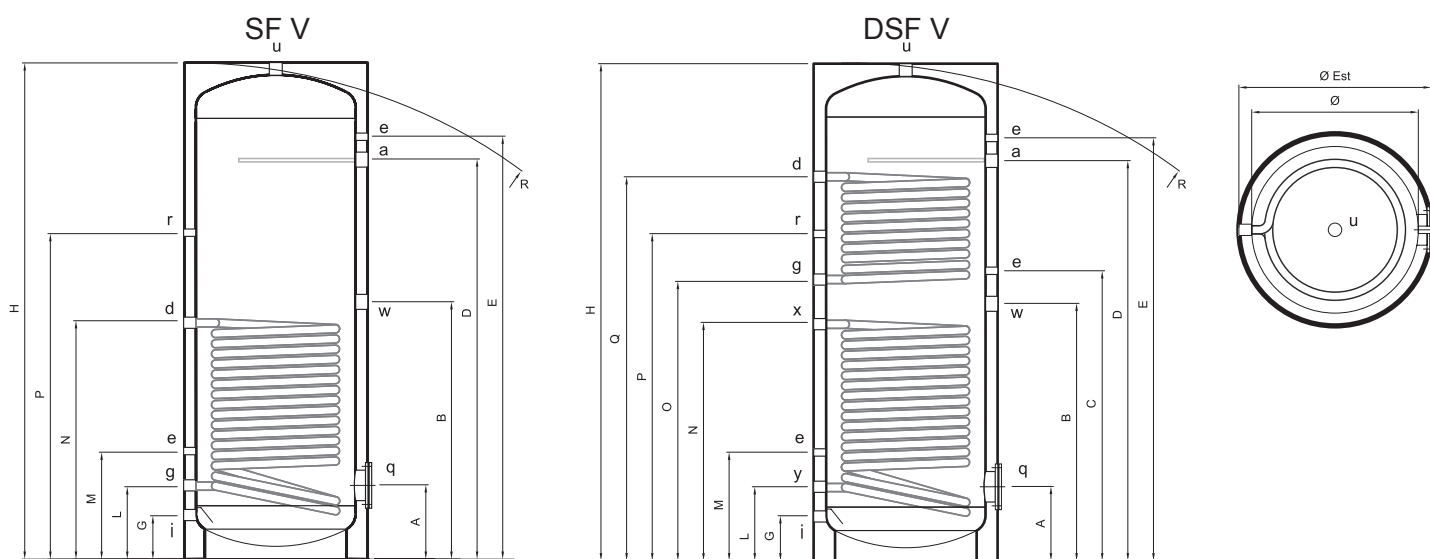
Accessories SF V - DSF V

| | | | | |
|---|---|--|----------------------------------|----------------------------|
|  | Impressed current electronic anode | mod. till 1000 l mod. from 1500 l to 2000 l | 75060401 75060399 | 230,00 276,00 |
|  | Electronic control unit | | 75060402 | 470,00 |
|  | Hot water thermostat with well 1/2" L 100 mm | | 75060403 | 76,00 |
|  | Hot water thermometer with well 1/2" L 100 mm | | 75060404 | 26,00 |
|  | 230 V single-phase integrative electrical resistance degree of protection IP 65 | mod. 1500 W - 1" 1/4 mod. 2000 W - 1" 1/2 mod. 3000 W - 1" 1/2 | 75050102 75050103 75060300 | 200,00 220,00 240,00 |
|  | 400 V three-phase integrative electrical resistance degree of protection IP 65 | mod. 6000 W - 1" 1/2 mod. 9000 W - 1" 1/2 | 75050105 75050106 | 528,00 534,00 |

SF V - DSF V

High-efficiency enameled glass boilers with fixed coil

Technical features SF V - DSF V



Legend

- a Magnesium anode
- d Boiler delivery and Thermometer-probe
- g Boiler return
- i Domestic cold water inlet
- q Sanitary inspection flange
- r Recirculation
- u Domestic hot water outlet
- w Predisposition for electric resistance x Solar delivery
- y Solar return

Attacks (gas)

| Liter | a | e | d g x y | i | u | r | w | q (mm) |
|-------|-------|------|---------|-------|-------|------|-------|---------|
| 150 | 1"1/4 | 1/2" | 1" | 1" | 1"1/4 | 1/2" | 1"1/2 | 120/180 |
| 200 | 1"1/4 | 1/2" | 1" | 1" | 1"1/4 | 1/2" | 1"1/2 | 120/180 |
| 300 | 1"1/4 | 1/2" | 1" | 1" | 1"1/4 | 1/2" | 1"1/2 | 120/180 |
| 400 | 1"1/4 | 1/2" | 1" | 1" | 1"1/4 | 1/2" | 1"1/2 | 120/180 |
| 500 | 1"1/4 | 1/2" | 1" | 1" | 1"1/4 | 1/2" | 1"1/2 | 120/180 |
| 800 | 1"1/4 | 1/2" | 1" | 1"1/2 | 1"1/2 | 1" | 1"1/2 | 120/180 |
| 1000 | 1"1/4 | 1/2" | 1" | 1"1/2 | 1"1/2 | 1" | 1"1/2 | 120/180 |
| 1500 | 1"1/4 | 1/2" | 1" | 2" | 2" | 1" | 1"1/2 | 220/290 |
| 2000 | 1"1/4 | 1/2" | 1" | 2" | 2" | 1" | 1"1/2 | 220/290 |

| Liter | Dimensions (mm) | | | | Quote (mm) | | | | | | | | | | | | Exchanger m ² | | Weight Kg |
|-------|-----------------|------|------|-------|------------|------|------|------|------|-----|-----|-----|------|------|------|------|--------------------------|------|-----------|
| | I | Ø | H | Ø Est | R | A | B | C | D | E | G | L | M | N | O | P | Q | INF | |
| 150 | 450 | 1065 | 550 | 1210 | 260 | 560 | - | 730 | 840 | 110 | 190 | 300 | 530 | - | 730 | - | 0,85 | - | 54 |
| 200 | 450 | 1320 | 550 | 1440 | 260 | 690 | 850 | 980 | 1090 | 110 | 190 | 340 | 630 | 740 | 840 | 950 | 0,90 | 0,50 | 70 |
| 300 | 500 | 1610 | 600 | 1730 | 300 | 845 | 1050 | 1250 | 1365 | 120 | 230 | 405 | 790 | 900 | 1050 | 1200 | 1,30 | 0,85 | 93 |
| 400 | 650 | 1410 | 750 | 1610 | 310 | 745 | 900 | 1030 | 1140 | 145 | 240 | 375 | 690 | 800 | 900 | 1000 | 1,60 | 0,90 | 109 |
| 500 | 650 | 1660 | 750 | 1835 | 310 | 895 | 1095 | 1280 | 1390 | 145 | 240 | 395 | 840 | 950 | 1095 | 1250 | 1,95 | 1,10 | 125 |
| 800 | 790 | 1750 | 1050 | 1745 | 345 | 940 | 1095 | 1250 | 1425 | 150 | 275 | 425 | 870 | 1010 | 1200 | 1385 | 2,70 | 1,50 | 195 |
| 1000 | 790 | 2100 | 1050 | 2095 | 345 | 1090 | 1280 | 1450 | 1770 | 150 | 275 | 430 | 1020 | 1160 | 1400 | 1635 | 3,00 | 1,90 | 229 |
| 1500 | 1000 | 2115 | 1260 | 2145 | 475 | 1180 | 1345 | 1490 | 1740 | 230 | 375 | 530 | 1110 | 1250 | 1460 | 1675 | 3,70 | 2,30 | 351 |
| 2000 | 1100 | 2380 | 1360 | 2465 | 505 | 1340 | 1545 | 1750 | 1955 | 255 | 385 | 540 | 1270 | 1410 | 1675 | 1935 | 4,80 | 3,00 | 488 |

| | |
|----------------------------|--|
| Materials | Porcelain glass (S 235 Jr) |
| Porcelain glass | Internal protective treatment with inorganic food-grade enamelling compliant with standards DIN 4753.3 |
| Treat. external protection | Painting with anti-rust and industrial enamel |
| Accumulation exercise | 8 bar / 95°C |
| Exchanger operation | 10 bar / 95°C |
| Insulation | Flexible insulation in polyester + PVC fire resistance class B2 (DIN 4102) |
| Cathodic protection | Magnesium anode |